


## MOSAICS

This year there are three types of Mosaic Workshops :-

### WINDOW MANDALAS

Transparent mosaic tiles on glass.  
- a new, one day, workshop.

Participants work on a 23cm /9" disc of glass. The tiles and glass beads used are transparent or mirrored. The glowing jewel-like image can be symbolic—such as a bird or a sun etc, or more stylized mandala.



The mosaic can be grouted which defines the image more clearly and is reminiscent of lead light and stained glass.

If desired, three strands of beads can also be hung from the lower edge of the disc. The finished piece is suspended so it shines in a window.

**Cost** \$170 (\$160 for those who have previously done Heart Art Mosaics) Includes all mosaic materials, tuition, notes, use of cutters, morning tea and a delicious lunch.

- Sun. 6th March, Sun. 2nd Oct. (school hols.)  
**Time** 9am—4.30pm

### GARDEN SHRINES or GROTTOS

- suitable for indoors or outdoors.

These lovely mosaics are formed over a beautifully shaped light weight concrete base that has been especially created for Heart Art. The dimensions are 36cm H X 26cm W X 14 cm D. The niche is tiled with mirror fragments to brilliantly reflect a candle or flowers. The front face is decorated with colourful glass tiles in a medieval, oriental or garden style. This workshop is 1 1/2days in duration.



**Cost** \$200 (\$190 for those who have previously done Heart Art Mosaics) Includes, materials, tuition, notes, use of cutters, morning tea and a delicious lunch.

Times **Day 1** 9am to 4.30pm **Day 2** 9am to 12 noon.

- Sat./ Sun. 20th & 21st of August.

See [www.heart-art.com.au](http://www.heart-art.com.au) for pictures

For further information or enquiries about additional workshops, phone (03) 9876 1913 or Email [ann@heart-art.com.au](mailto:ann@heart-art.com.au)

" Where your pleasure is, there is your treasure.  
Where your treasure is, there is your heart.  
Where your heart is, there is your happiness."

St. Augustine

## MOSAIC WATER BOWLS, TABLE TOPS, WALL PLAQUES, PAVERS and MIRRORS

This is a blended workshop. Participants are asked to indicate when they book in which project they would like to create. The specific materials will then be ready on the workshop day. All activities take 1 1/2 days. All projects use a wide range of beautifully coloured small glass tiles, the finishing grout will be black to enhance the colours, they will be suitable for indoor or outdoor use.

Participants will experience the direct method of mosaicing using whole tiles, cutting tiles and working with fragments. Each project allows for beautiful, uniquely individual, artworks to be created while at the same time ensuring that the piece will be finished and ready to take home at 12 noon of day 2. (\* Note that bowls will need to be polished clean when they are dry.)

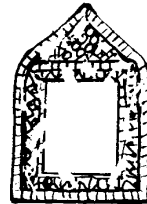

Comprehensive notes on materials, stockists, costs and process are given out.



**Water Bowls** are terracotta and measure 40cm in diameter.

**Table tops, Plaques and Pavers** are all 40 cm square

Especially designed metal table bases and wall plaque frames are available in a black rust proof finish. Table bases \$115.  
Wall plaque frames \$35



**Mirrors** Two base shapes are available, a rectangle 48cm X 40 cm (mirror 20cm X 25cm) and a Persian inspired shape, as illustrated left 60cm X 40cm (mirror 16cm X 25cm).

*Measurements are approximate.*

**Cost** \$190 (\$180 for those who have previously done Heart Art mosaics ) Includes all mosaic materials, use of cutters, tuition, notes, morning teas on both days and a delicious lunch on Day 1.

Time **Day 1** 9am to 4.30pm **Day 2** 9am to 12 noon.

- Sat./Sun. 23rd & 24th April (long weekend)
- Sat./Sun. 16th & 17th of July
- Sat./Sun. 8th & 9th October
- Sat./Sun. 26th & 27th November



*The art in heart is more than just three letters of the alphabet. There is a beautiful connection that happens when you take the time to explore and use the elements of art (colour, line, shape, etc) in your own way. These workshops are about creating art that nourishes your heart.*

## WORKSHOPS for 2005

**In 2005 Heart Art will be conducted in the Zart Art Workshop, 7/41 Lexton Road, Box Hill North.** The workshop is behind the wonderful student's gallery. Parking is available in the Zart complex.

Art teacher ANN BIDSTRUP will lead the activities and help you develop art skills. No previous art experience is required. Each workshop is enriched with music, good food and happy company so it will be a special experience for you.

Class sizes are small so please phone Ann first to reserve a place on (03) 9876 1913. Classes will only happen if there are sufficient confirmed bookings. **Do not phone Zart Art.**

To confirm your phone booking, please complete the Enrolment form, cut it out and post it with half of the workshop cost as a deposit to :-


Ann Bidstrup, 14-16 Curry Road,  
Park Orchards, 3114.

For more information and to download copies of this brochure, please visit

[www.heart-art.com.au](http://www.heart-art.com.au)

## ENROLMENT FORM

Name	
Address	
P/C	
E-Mail	
Phone H	W
Workshops	Dates
Enclosed amount \$	
*Cheques payable to Ann Bidstrup, GST is Included	
Mail form to :- Ann Bidstrup 14-16 Curry Road, Park Orchards 3114. ( Phone 9876 1913 )	



(see Website for a picture)

## Gypsy Shawls

Design and knit your own beautiful "wear anywhere" shawl using some of the glorious yarns now available.

We will gather in the Workshop at Zart Art to look at how to combine colours, arrange textures and ways of creating these unique shawls.

Then we will travel by car to a wonderful Wool Shop where we will be given a discounted price and be inspired by this new generation of knitting yarns.

Returning to the workshop we begin knitting. You will be given simple patterns, so you can complete your shawl in your own time. Big needles and plain knitting make it an exciting project for everyone. A lovely lunch will be provided and the rest of the day is devoted to our creativity.

\* Participants will need to bring, or purchase, No.15mm needles and their own yarns/wools.

**Cost** \$85—Includes tuition, patterns, m/tea and lunch.  
**Time** 9am to 4pm

- Sun. 20th March, Sat. 25th June (school holidays)  
Sat. 3rd September

## Art For Well Being

This ongoing course explores imagination, story, symbols and the beauty of nature— all aspects of life which gladden our hearts, intrigue our minds and draw forth our spirit.

Ann will lead playful, experimental art activities that will build drawing skills, introduce painting skills, explore collage and paintmaking, extend perception of colour, line, tone etc., and give participants the opportunity to discover their own creativity and self confidence. Materials used will be pastels, watercolour pencils, paints and pens.

**Cost** \$190 for 5 evenings per term. This includes tuition, art materials, sketchbook and supper. **Time** 7.15pm– 10pm on Wednesdays Fortnightly

• **Commencing:-** Term 1 (2nd Feb.), Term 2 (27th April), Term 3 (20th July), Term 4 (12th October).

## Felt Wonderful !!

Feltmaking is an age old process that is satisfying to do and now very exciting as we play with the richly coloured, dyed wools available today.

**FELTMAKING FUN** a relaxed day covering basic Feltmaking and Felted Knitting techniques. Felt samplers, balls, and a mat or purse or "coffee pot cosy" will be created during the day.

**Cost** \$105 includes all materials, tuition, notes, morning tea and a delicious lunch.

- Sunday 5th June **Time** 9am— 3.30pm

**NEEDLE FELTING** a wonderful new handcraft technique that is delightfully simple yet, with practice, enables people to create unique miniature 3D felt sculptures. No water is used, as the felting is done with special barbed needles. Participants can keep their needles from this workshop, so they can continue to make more sculptures at home.

During the day participants will create a tiny teddy bear (approx. 11cm/ 4 inches high.) and also experiment with needle felting on silk to develop exciting new fabric ideas.

**Cost** \$140 includes all materials, tuition, notes, equipment to keep, morning tea and a delicious lunch.

- Sun. 1st May. Sat. 9th July (school hols.) **Time** 9am— 4.30pm

**FELT BAGS** A full and exciting day when participants will create their own unique felt shoulder bag (pouch style). The bag is strong, quite large and lovely to use. A "resist" technique will be taught so the pouch is formed in the felting process. There is a good colour range in the pure wool tops available, so these fabulous bags can be patterned or plain, colourful and bright, or deep and dark. (see website for picture).

**Cost** \$150 (\$140 for those who have come to "Feltmaking Fun".) Includes all materials, tuition, notes, morning tea and a lovely lunch.

- Sun. 26th June (school holidays), Sun. 28th August,  
Sun. 23rd October **Time** 9am –4.30pm

## Growing Rugs

A beautiful project that combines simple crochet stitches and a variety of wools in colours that appeal to you.

You will crochet a thick, soft fabric (not granny squares) that becomes a wonderful unique rug. As this fabric grows it provides a "canvas" on which you can easily embroider with crochet lines and patterns. The possibilities are endless and the process is like a visible meditation.

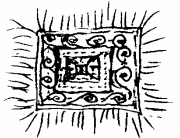
Come along and discover some more of yourself as you create an heirloom.

\* Thankyou to Jane Badger for sharing this lovely idea and technique

**The Class has two parts :-** DAY ONE is a full day from 9am –3.30pm when we will make a practice piece then begin the rug. FOLLOW UP is a morning session 9.30am –12 noon, a few weeks on, to see how work is progressing and to revise the decorating techniques.


**Cost** \$95 – Includes tuition, lunch on day 1 and morning tea on both occasions, wool to practice with and notes.

- Participants to bring No. 5.00 crochet hook and 2 balls of 8 ply wool in a colour they like. (not too dark)
- Day One—Sun. 29th May  
Follow up—Sun 19th June
- Day One— Sun. 8th Sept. (school hols.)  
Follow up—Sun 16th October



See website for rug pictures

## Designer Knitting for Beginners



A workshop about how to use basic knitting skills to create uniquely individual garments that look great and are easy to wear. Participants will be given patterns for a vest (front opening), a hat, a poncho and a loose tabard.

The shapes and knitting are simple and the yarn combinations are gorgeous.

We will look at some garment samples, discuss techniques then, as for "Gypsy Shawls", travel to a wool shop.

We return to the workshop where the rest of the day is devoted to designing and knitting. Participants will need to

bring or purchase size 15mm and size 10mm needles and their own yarns /wool.

**Cost** \$95 (\$85 for returning "Gypsy Shawl" makers) Includes tuition, patterns, morning tea and a delicious lunch. **Time** 9am - 4pm

- Saturday 16th April (school hols.), Sat. 31st July