

Valuable Visual Diaries

Would you like to develop your artist eyes ? feel more connected to your heart? and enjoy making art that encourages your own unique style ?

A Visual Diary is a great tool for helping these things happen and this set of three Sunday afternoon workshops just before the holiday season is designed to get you started on this life enriching project. Ann will lead playful activities to teach you drawing techniques, stimulate your imagination and help you see your world with more appreciative eyes. To view some visual diary pages from around the world, search internet "images" for "visual diary examples".

Sunday 14th Oct., 11th Nov. & 2nd Dec. 1.30pm-4.30pm.

Fee \$ 153- for the set of three workshops - includes a visual diary , art materials, tuition and afternoon teas.



Transparent Mosaics


Light and colour combine brilliantly in this art work. Participants will use transparent colored glass pieces to form a mosaic on a clear glass shape. Glass beads, glass frit, textured glass and crystal clear glue add new dimensions to the mosaic process. The base can be circular (25cm diam.) heart, teardrop or bird shaped. (Approx. A4 in size) Ready to hang in a window or outside, this lovely mosaic can be finished with beads and a crystal drop .

Fee \$155- includes tuition, notes, all materials, use of cutters, morning tea and lunch.

Time 9.30am— 4pm -- Sun. 22nd April

Inspirational Beads

Beads can be used as symbols and to help tell stories. During this meditative afternoon, we will explore several processes and thread beads



to bring our own hearts and minds together in simple, beautiful ways leading us to that precious place of peace within ourselves. The threaded beads become wonderful visual and tactile reminders of the journey and can be used in daily living.

A non – religious spiritual workshop with personal, often surprising, practical benefits as we learn to listen to our Inner Wisdom .

- Sunday 1st April (School hols) 1.30pm - 4 pm
- Sunday 25th November 1.30pm - 4pm

Fee \$ 45 - Includes materials, notes and afternoon tea.

Heart Art Mosaics

Participants are asked to indicate when they book in which project they would like to create. The specific base will then be ready on the workshop day. All activities take 1 1/2 days. All projects use small glass tiles in a beautiful range of colours. The finishing grout will be black to enhance the colours, the mosaics will be suitable for indoor or outdoor use.

Participants experience the direct method of mosaicing using whole tiles, cutting tiles and working with fragments. Each project allows for lovely, individual, artworks to be created while at the same time ensuring that the piece will be finished and ready to take home at 12 noon of day 2. (* Note that mosaics will need to be polished clean when they are dry.)

Comprehensive notes on materials, stockists, costs and the process are given out.

Time **Day 1** 9am to 4.30pm
Day 2 9am to 12 noon.

- Sat./Sun. 23rd & 24th June
- Sat./Sun. 25th & 26th August
- Sat./Sun. 20th & 21st October

Projects available (see images on Website)

• Saucer Waterbowl/Birdbath (New !!)

Fee \$255 (*) —for the Saucer Waterbowl
-\$30 extra for the birdbath pedestal (optional)

• Table/Plaque

Fee \$240 (*) for Table top/plaque
- \$110 extra for table base with legs
- \$40 extra for plaque frame

• Lotus Waterbowl **Fee** \$245 (*)

• Mirrors—Persian, Heart, Rectangle shapes **Fee** \$245 (*) (timber base not waterproof)

• Art Shapes **Fee** \$245 (*) (timber base not waterproof)

- Sea Horse (New !!)
- Fish
- Butterfly
- Pixie House

(*) The fee includes all mosaic materials, use of cutters, tuition, notes, morning teas on both days and lunch on Day 1.

Details and dimensions of the projects >>>>>

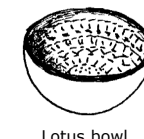

Saucer Waterbowl/Birdbath (New)

The Saucer Waterbowl is glazed (teal blue, dark blue or black) and the mosaic is formed inside the water bowl. Diameter 43.5cm, depth 9.5cm. To convert this water bowl into a Birdbath, a matching glazed pedestal 43cm high is available.



Table/Plaque

The table top/plaque is strong, heavy, waterproof, 40cm square and an excellent surface for mosaic. The tablebase and legs are made from black rustproof metal and can be used indoor or outdoor. Table height is 46cm. The plaque frame is also in black, rustproof metal and is hardly visible when supporting the plaque.



Lotus/Waterbowl

A deep glazed bowl approx. 37cm in diameter. Glaze colours :- dark blue, black and dark brown.

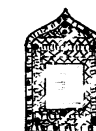
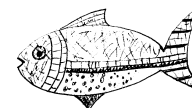
Mirrors

There are three black base shapes available:-

- Persian H 60cm X W 40cm (inserted mirror 16cm X 25cm)
- Rectangle H 55cm X 50cm (inserted mirror 18cm X 25cm)
- Heart H 52cm X W 48cm (inserted mirror 14cm X 14 cm)

Art Shapes for Mosaic

- Seahorse H 47cm x W 31cm
- Fish H 31cm x W 50cm
- Butterfly H 34cm x W 45cm
- Pixie House H 50cm X W 36 cm



The art in heart is more than just three letters of the alphabet. There is a beautiful connection that happens when you take the time to explore and use the elements of art (colour, line, shape, etc) in your own way. These workshops are about creating art that nourishes your heart.

WORKSHOPS for 2012



Heart Art workshops are held in a lovely, light filled studio in Park Orchards (about 8 minutes from the Eastern Freeway / East Link Mel. Map 35 D12). Set in an acre of garden and trees, with abundant bird life, the studio has a retreat-like atmosphere. A wonderful place for encouraging creativity.

www.heart-art.com.au

ENROLMENT FORM

Name	
Address	
P/C	
E-Mail	
Phone H	W
Workshops	Dates

Enclosed amount \$

*Cheques payable to Ann Bidstrup

**Mail form to :- Ann Bidstrup 14-16 Curry Road,
Park Orchards 3114.**

Heart Art 2012



Art teacher ANN BIDSTRUP will lead the activities and help you develop art skills. No previous art experience is required. Each workshop is enriched with music, good food and happy company so it will be a special experience for you.

Class sizes are small so please phone Ann first to reserve a place on **(03) 9876 1913**. Classes will only happen if there are sufficient confirmed bookings.

To confirm your phone booking, just complete the Enrolment form, cut it out and post it with half of the workshop cost as a deposit to :-

Ann Bidstrup, 14-16 Curry Road,
Park Orchards, 3114.

For pictures of activities and to down load copies of this brochure, visit

www.heart-art.com.au

Art For Well Being

This ongoing course explores imagination, story, symbols and the beauty of nature— all aspects of life which gladden our hearts, intrigue our minds and draw forth our spirit.

Ann leads playful, experimental 2D and 3D art activities that will build drawing skills, introduce painting skills, explore collage, printmaking and modeling, extend awareness of colour, line, tone etc., and give participants the opportunity to discover their own creativity and self confidence. Materials used will be pastels, watercolour pencils, paints, pens, air drying clay, threads and textiles etc. There are pictures of past activities on the website.

Afternoon and evening classes Thursdays fortnightly
12.30pm to 3.15pm, and 7.15pm to 10pm

Commencing:-	Term 1	9th Feb.	4 classes	\$200
	Term 2	19th April, 14th & 28th June		\$150
	Term 3	19th July	5 classes	\$250
	Term 4	11th Oct.	5 classes	\$250



Fee— includes tuition, art materials, visual diary and afternoon tea or supper.

Heart Art for Children



A small, special, ongoing art class for girls aged 8-12 years in an inspiring environment. The students experience an interesting variety of 2D and 3D art activities that develop a range of visual art skills and encourage awareness, self worth and creativity. Attention is also given to relaxation and balance after the pressures of the school day.

Time 4-15pm to 6pm on Wednesdays

Commencing :-

Term 1.	8th Feb.	8 Classes	\$224
Term 2.	18th April. June 13, 20 & 27		\$112
Term 3.	18th July	9 Classes	\$252
Term 4.	10th Oct.	9 Classes	\$252

Abstract Acrylic Painting

Ann loves painting and encouraging others to paint . Painting is usually colourful and often playful. In abstract painting there are no set rules and the possibilities for creating original, personally pleasing artworks are endless.

Inspiration can be taken from nature, favourite artworks, shapes, textures, words, people, feelings, the painting tools used, techniques of applying or changing paint, imagination, collaging objects or papers into the painting etc. The Acrylic paints are very versatile – they can become thick and creamy like oils, transparent like watercolour or layered like old house paint.

In these workshops Ann introduces participants to a wide range of ideas, techniques and experiences that build skills and allow individual creativity and styles to grow and develop. Consequently these morning, or day, workshops are suitable for beginning and experienced painters alike.

Weekly Friday classes 10am—1.15pm

Term 1	10th February (no class 23rd March)	- 7 classes \$350
Term 2	No classes	
Term 3	20th July	- 6 classes \$300
Term 4	19th Oct.	- 7 classes \$350



The fee includes paints, mediums, tools and equipment including one canvas board and one stretched canvas, tuition and morning tea. **Note**:- participants will need to provide additional small canvases during the term.

Escape into art for a whole day !

Some Saturdays of Abstract Acrylic Painting & Collage are offered each term and participants can book for individual or all Saturdays. These days are a great way of forgetting your worries— the combination of the studio, painting and being surrounded by nature works a special magic.

Time — Saturdays 9.30am to 3.30pm

Term 1.	18th February
Term 2.	28th April
Term 3.	11th Aug. & 15th Sept.
Term 4.	3rd & 17th Nov. , 1st Dec.

Fee \$105 for each day.—Includes one 30cm X 30cm stretched canvas, all paints, mediums, tools, tuition, morning tea and a "light" lunch.

Feltmaking is Fun

Making felt is like making bread in that it is a very old and satisfying human activity. Modern dyes have brought rich colour to our present day wools and in this afternoon workshop we will use wool top, yarns and prefelted wool in a lovely range of colours. We will look at famous artworks for design ideas.

Participants will firstly make a small felt sample to learn the process and then a larger piece of felt approx 25cm x 35 cm (finished size). This felt can be used as a placemat/table centre, cushion cover , picture or coffee pot cosy and some instruction will be given for turning the felt into these possibilities.

Time — 1-30pm—4.30pm

• Sat. 31st March or Sat. 30th June (both school holidays)

Fee \$60- includes tuition , notes, all materials, use of equipment and afternoon tea.


Barcelona 'Cats'

Inspired by small cat models from Barcelona this workshop runs for four Sunday afternoons. During the process of building these delightfully unique art works (cat, dog or fantasy creature), participants will learn and use the techniques of creating an armature wire framework, papier mache construction and decoration/ patternmaking using acrylic paints and pens. These skills provide a good basis for making further 3D models and are a great way to add some quirky creativity to the Winter of 2012.

Time 1.30pm—4.30pm

• Sunday July 29th, Aug. 5th, 12th & ,19th.

Fee \$212 includes tuition, all materials, use of equipment and afternoon tea for four afternoons.



Needing help with an art idea? Or wanting individual tuition? Ann is happy to give private sessions. To discuss this or the workshops in this brochure, phone Ann on (03) 98761913 or E-mail ann@heart-art.com.au